

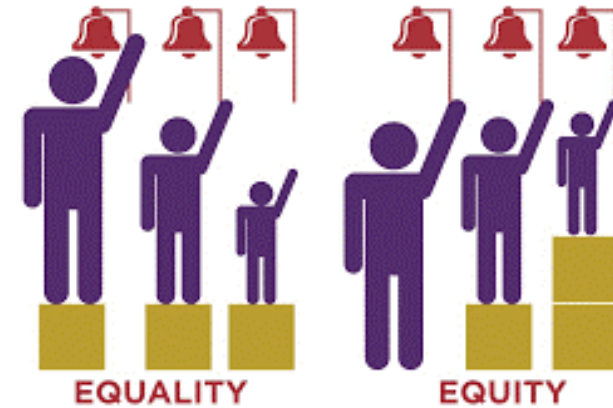
Student Success Summit

MARCH 22, 2019

KINGSBOROUGH COMMUNITY COLLEGE MISSION STATEMENT

Kingsborough Community College of The City University of New York is a comprehensive community college providing both liberal arts and career education. It is dedicated to promoting student learning and development as well as strengthening and serving its diverse community.

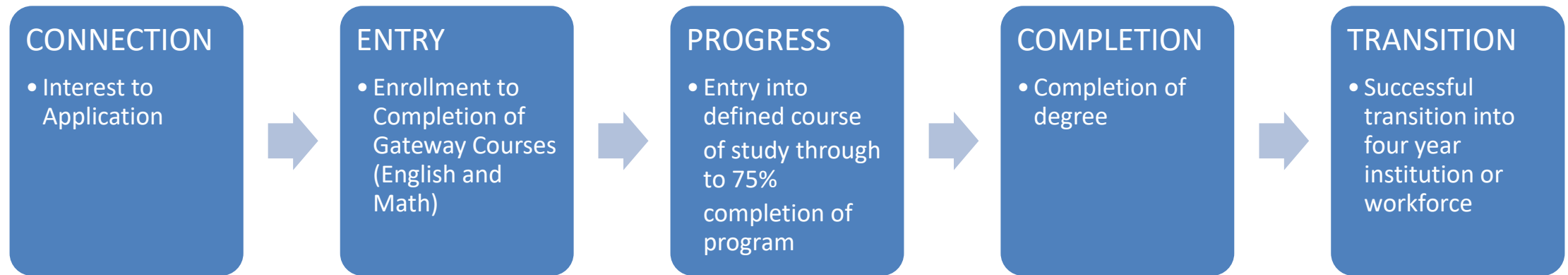
KCC Definition of Equity



Equity, often confused with equality, recognizes that there are hindrances for some in attaining equality. Equity is achieved through inclusion and through the active removal or mitigation of hindrances to full access to opportunities, resources and support for all members of a community. It also means ensuring that all members of said community have consistent and meaningful opportunities to participate in communal life and to play a role in shaping the culture of the community.

- Approved by KCC College Council, 2015

Loss Momentum Framework: A Student Trajectory



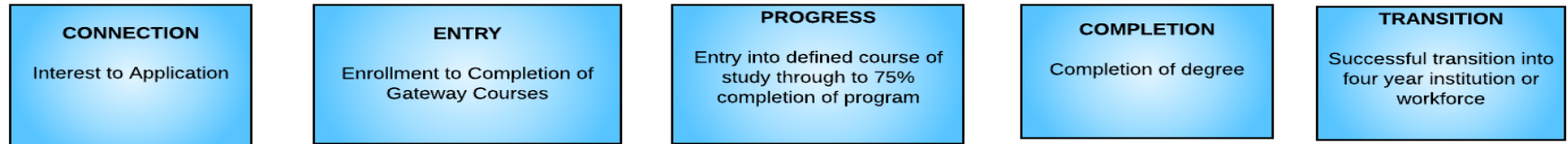
Loss points: critical junctures in students' college experience are points at which many students drop out

Momentum points: intermediate benchmarks or milestones in the student's program for which timely attainment is associated with student progress to degree completion

Kingsborough Community College Student Loss-Momentum Framework 3-9-18

Strong links to high schools and feeder communities

Strong links to four year institutions and labor market



Common Loss Points (National Trends)

	Do not apply to postsecondary education	Poor academic preparation	75% of low income students need to combine work and school; many work over 20 hours per week and are subject to schedule changes	Limitations in advising lead to credit and debt accumulation not matched to degree attainment	Community college credits don't transfer to four year program
	Delayed entry to postsecondary education	60% referred to Dev Ed; only 30% take subsequent college level course	Part-time enrollment means slow progress/loss of momentum	All credits needed for degree except college-level Math	Leave college with excess credits
	Poor college counseling leads to underenrollment, poor matching and failure to obtain financial aid	Fail to enroll/pass entry level gatekeeper courses (i.e. entry level Math and English)	Life happens/complex lives lead to disruption/stop-out or drop-out	Transfer without credential or with credential that doesn't transfer to further education or career	Leave college w/out support for job search or with no career plan/ladder

KCC Loss Points/Student Challenges

18.9% of students who applied to KCC for Fall 2017 enrolled in Fall 2017	71% of freshmen complete their first year having earned no credits in college-level Math	27.2 % of freshmen in Fall 2015 did not return in Fall 2016	Fall 2013 2 year graduation rate: 12.9%	27.7% of KCC students graduate with more than 70 credits
Of College Now students who enrolled in CUNY in Fall 2016, only 14% enrolled in KCC	26.6% of freshmen complete their first year with no college-level English credits	84.6% of students who drop/stop out between first and second year have a GPA > 2.0; 25 % of drop/stop outs have a GPA > 3.2	Fall 2013 FT/FT 3 year graduation rate: 28.0 %	Of KCC grads transferring to CUNY senior colleges, 43% go to Brooklyn College
		81.7 % of Fall 2015 students earned < 30 credits in first year; 48.4% earned < 20 cr	Students who live further from campus and are not on transit routes are less likely to graduate within 6 years	

KCC Equity Gaps

Slightly less than a third (29.6%) of Fall 2016 Kingsborough students were over the age of 25	In Fall 2015, 67.8% of females and 58.6% of males completed freshman composition in first year	Fall 2015 One Year Retention Rate: Asian: 84.8%; White: 74.3%; Hispanic: 68.8%; Black: 68.4%	Fall 2013 2 year graduation rate: Asian: 16.6%; White 16.4%; Hispanic: 10.1%; Black 9.5 %	No discernible equity gaps in transfer rates to four year institutions; net transfer rates are influenced by disparities in graduation rates
Students failing to complete financial aid application: Black: 37.7%; White: 23.8% Hispanic: 19.3%; Asian: 13.8%	Fall 2015 Freshmen completing 3 or more credits of Math in first year: Asian: 50.9%; White: 30.9%; Black: 22.1%; Hispanic: 20.2%	% of Fall 2015 students earning 30 cr in first year: Asian: 30.4%; White: 20.5%; Hispanic: 16.4%; Black: 15.1%	Fall 2013 3 year graduation rate: Asian 27.8%; White: 33.2%; Hispanic: 27.4%; Black: 23.8%	
	Among students losing financial aid because of failure to meet Academic Progress, 43.7% were Black, 21.2% were White; 20.8 % were Hispanic, and 13.4% were Asian			

KCC's Momentum Strategies

Principals' Advisory Group	Co-requisite Education	Advising Self-Study (Metamajors and Degree Maps)	ASAP Expansion	Dual Degree Programs
Ready Test Go	Advising Self-study	Culturally Responsive Teaching (CRT) Initiative	15 to Finish	Revised/renewed articulation agreements
Adult Learner Outreach	Degree Maps	Revision of Scheduling Grid	Degree Maps/Degree Works	Enhanced career services
Strategic revision/expansion of College Now courses	15 to Finish	Expansion of online courses/programs	Learning Communities	
College Now/ASAP Pipeline	Learning Communities	Learning Communities, Research, Civic Engagement and other HIPs		

KCC/CUNY Momentum Targets (2019 entering class)

ENTRY

60% will pass Gateway Math in first year (currently 29.6%)
85% will pass Gateway English in first year (currently 63.4%)

PROGRESS

43.9% of students will earn 30 cr in first year (currently 19.3%)
79.8% of students will earn 20 or more cr in first year (currently 50.3%)

COMPLETION

40.7% of students entering in Fall 19 will graduate within 3 years (most recent 3 year graduation rate for Fall 13 class: 28%)

Kingsborough Community College Student Equity-Focused Loss-Momentum Framework 3 13 19

Strong links to high schools and feeder communities

CONNECTION
Interest to Application

ENTRY
Enrollment to Completion of Gateway Courses

PROGRESS
Entry into defined course of study through to 75% completion of program

COMPLETION
Completion of degree

TRANSITION
Successful transition into four year institution or workforce

Strong links to four year institutions and labor market

GENDER

All data Fall 17 unless otherwise indicated

Fall 2016 NYC High School Graduates w. College Now
M: 41.2% F: 58.8%

Completion Rates for English 12
Male: 62.4% Female: 72.1%
Completion Rates for Gateway Math
Male 28.7 Female 29.4%

One Year Retention Rates
M: 64.3%; F: 72.7%
% of students earning 30 cr in first year:
M:21.7% F:24.8%

Three Year Graduation Rates (Fall 2015 Cohort)
Male: 24.9%; Female: 38.4%

No discernible equity gaps in transfer rates to four year institutions; net transfer rates are influenced by disparities in graduation rates

KCC/CUNY Momentum Targets (2019 entering class)
ENTRY
60% will pass Gateway Math in first year (currently 29.6%)
85% will pass Gateway English in first year (currently 63.4%)
PROGRESS
43.9% of students will earn 30 cr in first year (currently 19.3%)
79.8% of students will earn 20 or more cr in first year (currently 50.3%)
COMPLETION
40.7% of students entering in Fall 19 will graduate within 3 years (most recent 3 year graduation rate for Fall 13 class: 28%)

RACE

All data Fall 17 unless otherwise indicated

M1/M2 Placement:
Asian 37.5%
Black: 60.7%
Hispanic: 56.3%
White: 49.4%
KCC Freshmen w College Now
Asian 18%; Black: 19.%;
Hispanic: 16%;
White: 46%

Completion Rates for English 12
Asian 62.1%; Black: 60.6%; Hispanic 70.4%;
White 70.1%
Completion Rates for Gateway Math
Asian 35.4%; Black: 21.3%; Hispanic 28.2%;
White: 34%

One Year Retention Rates
Asian: 72.9%; Black: 65.3%
Hispanic 69.6%; White: 69%
% of students earning 30 cr in first year:
Asian: 26.4%; Black: 15.5%
Hispanic: 29.3%
White: 25.6%

Three-Year Graduation Rates (Fall 2015 cohort):
Asian: 42.4%;
Black: 25.9%;
Hispanic: 30.7%;
White 33.7%

SES (PELL PROXY)

All data Fall 17 unless otherwise indicated

M1 Placement by Pell Status:
Pell:62.7%
Non-Pell: 37.3%

Completion Rates for English 12
Pell: 67% Non-Pell: 64%
Completion Rates for College Level Math
Pell 29.4%; Non Pell 28%

One Year Retention Rates
Pell:70.4% Non-Pell 63.4%
% of students earning 30 cr in first year:
Pell: 23%; Non-Pell: 24.4%

Three Year Graduation Rates (Fall 2015 Cohort)
Pell: 32.7%
Non-Pell: 30.0%

AGE

All data Fall 17 unless otherwise indicated

According to the Washington Monthly's annual Best Colleges for Adult Learners, KCC ranks 285th, the second lowest ranking among CUNY cc's.

Completion Rates for English 12
<25: 65.9%; >25: 70.3%
Completion Rates for College Level Math
Pell 29.4%; Non Pell 28%

One Year Retention Rates
<25: 68% ; 25+: 73.1%
% of students earning 30 cr in first year:
<23.3% 25+ 23.1%

Three Year Graduation Rates (Fall 2015 Cohort)
<25: 32.1%
25+: 29.3%

Connection

Fall 2016 NYC High School Graduates w. College Now M: 41.2% F: 58.8%
M1/M2 Placement: Asian 37.5% Black: 60.7% Hispanic: 56.3% White: 49.4%
KCC Freshmen w College Now ^[L] _[SEP] Asian 18%; Black: 19.%; Hispanic: 16%; ^[L] _[SEP] White: 46%
M1 Placement by Pell Status: Pell:62.7% Non-Pell: 37.3%
According to the <u>Washington Monthly</u> 's annual <i>Best Colleges for Adult Learners</i> , KCC ranks 285th, the second lowest ranking among CUNY cc's.

GENDER

RACE

SES (PELL PROXY)

AGE

COMPLETION
Completion of
degree
(Fall 15)

Three Year
Graduation Rates
Male: 24.9%;
Female: 38.4%

GENDER

Three-Year
Graduation Rates:
Asian: 42.4%;
Black: 25.9%;
Hispanic: 30.7%;
White 33.7%

RACE

Three Year
Graduation Rates
Pell: 32.7%
Non-Pell: 30.0%

SES (PELL PROXY)

Three Year
Graduation Rates
<25: 32.1%
25+: 29.3%

AGE

Ben

Strengths/Challenges

Struggles/Successes

Attitudes and Beliefs

Support System

Consider the stages (connect, entry, progress): what might have helped Ben? What could have been done differently?